




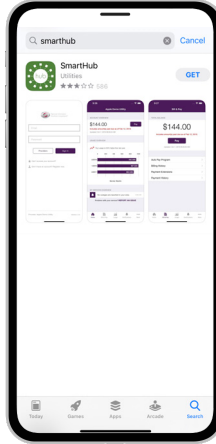
How To Download the SmartHub App and Register Account (Mobile)

STEP 1



On your mobile device open your app store.

STEP 2



Search for **SmartHub** and look for the SmartHub icon. Follow the instructions to install the app on your device.

STEP 3



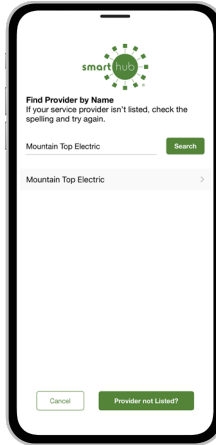
Once the app installs, tap the SmartHub icon on your device to open the app.

STEP 4



After SmartHub opens to the initial launch screen, tap the appropriate button to search by **Name**.

STEP 5



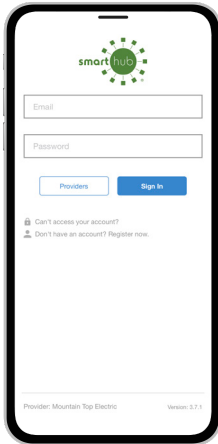
Search for Wharton County Electric Cooperative in the search bar and tap the search button. Next, tap on our name in the search results.

STEP 6



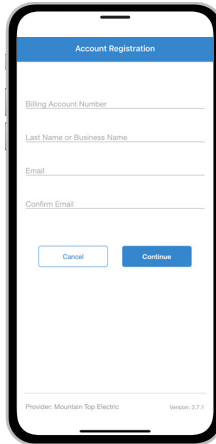
Tap the **Confirm** button to confirm your choice.

STEP 7



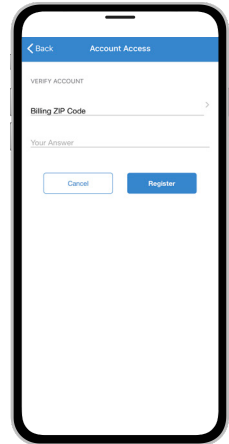
From the SmartHub login screen, tap the link that says **Don't have an account? Register now**.

STEP 8



Fill out the registration form completely and tap the **Continue** button.

STEP 9



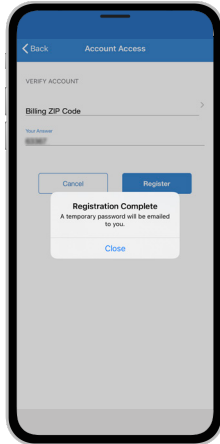
On the security check screen, answer all of the security questions and tap the **Register** button again.

Visit MyWCEC.coop/SmartHub for more information



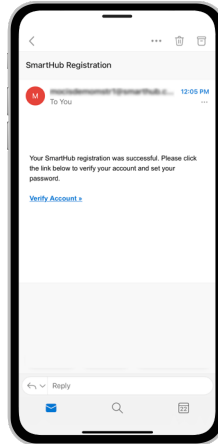
Download the SmartHub App and Register Account (Mobile)

STEP 10



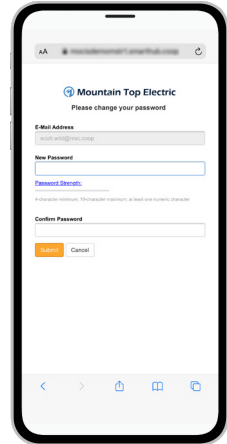
After you tap the **Registration** button, you will receive an email that will ask you to **Verify Account**.

STEP 11



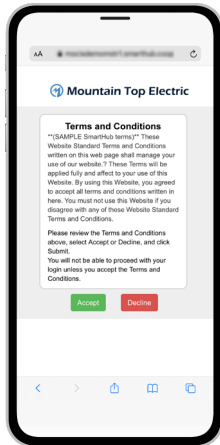
Open the email and tap on the **Verify Account** button.

STEP 12



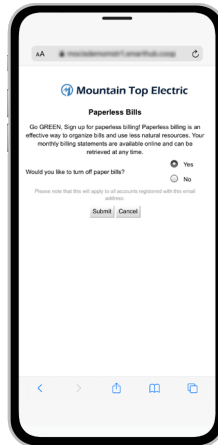
Next you will set your new password on your account. Type your new password in twice and tap **Save**.

STEP 13



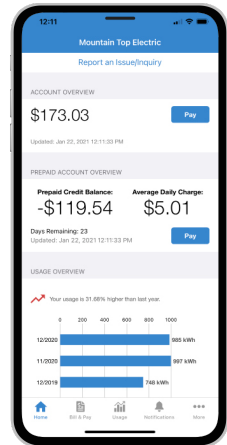
During your first log in, you may be asked to accept our terms and conditions. Tap the **Accept** button.

STEP 14



If you would like to activate Paperless Billing move the **Activate Paperless Billing** slider to the right and tap **Save**.

STEP 15



Congratulations! You have successfully installed the app and registered your SmartHub account!